

HyperSync® Results

Nikon D3 + Einstein E640

HyperSync Only Enabled

Reduced Clipping

IMAGES BEGIN ON THE NEXT PAGE!

On the following pages you will find images generated using HyperSync® with the Nikon D3 and the Einstein E640. To achieve similar results, use the settings detailed below.

Test Conditions: These images were captured indoors, with the camera and flash positioned 6 ft (2 m) from a white wall. A standard reflector was used, but the light was otherwise unmodified. Your results may differ depending upon the position of your lights and ambient conditions.

Transmitter Settings: These images were generated using FlexTT5 Version 3.400 – results may change with future firmware releases.

1. Use a [Nikon MiniTT1](#) or [FlexTT5](#) updated to the latest firmware.
2. Enable “[HyperSync Only](#)” under the “[HyperSync/HSS](#)” tab.
3. All other transmitter settings may be left at their defaults.

Receiver Settings: These images were generated using [PowerMC2](#) Version 2.400 – results may change with future firmware releases.

1. Use a [PowerMC2](#) receiver updated to the latest firmware.
2. Set the “[Optimize HyperSync Automation For:](#)” control to “[Reduced Clipping](#)” under the “[HyperSync](#)” tab.
3. All other receiver settings may be left at their defaults.

Camera Settings: The images in this document were captured using ISO 200 and f/11, at all camera shutter speeds. All other camera settings were factory defaults. Your results may differ depending on your camera settings and exposure.

Flash Settings: The Einstein E640 is an IGBT-controlled flash. Use the Einstein at full power for best results. These images were gathered at full power (+3 on the [AC3 ZoneController](#)) and half power (+2) to illustrate this flash behavior.

Visit the [HyperSync](#) page on the [PocketWizard Wiki](#) for more information!




NIKON D3
1/200 f/11



NIKON D3
1/250 f/11



NIKON D3
1/320 f/11



NIKON D3
1/400 f/11



NIKON D3
1/500 f/11




NIKON D3
1/640 f/11




NIKON D3
1/800 f/11




NIKON D3
1/1000 f/11




NIKON D3
1/1250 f/11



NIKON D3
1/1600 f/11



NIKON D3
1/2000 f/11




NIKON D3
1/2500 f/11




NIKON D3
1/3200 f/11




NIKON D3
1/4000 f/11



NIKON D3
1/5000 f/11



NIKON D3
1/6400 f/11



NIKON D3
1/8000 f/11

Nikon D3, Einstein E640, +3 (Full Power)
HyperSync Only Enabled
Optimize HyperSync Automation For: Reduced Clipping
PDF Revision 1.1



NIKON D3
1/200 f/11




NIKON D3
1/250 f/11



NIKON D3
1/320 f/11



NIKON D3
1/400 f/11



NIKON D3
1/500 f/11



NIKON D3
1/640 f/11



NIKON D3
1/800 f/11



NIKON D3
1/1000 f/11



NIKON D3
1/1250 f/11



NIKON D3
1/1600 f/11



NIKON D3
1/2000 f/11



NIKON D3
1/2500 f/11



NIKON D3
1/3200 f/11




NIKON D3
1/4000 f/11



NIKON D3
1/5000 f/11



NIKON D3
1/6400 f/11



NIKON D3
1/8000 f/11

Nikon D3, Einstein E640, +2 (1/2 Power)
HyperSync Only Enabled
Optimize HyperSync Automation For: Reduced Clipping
PDF Revision 1.1