

HyperSync® Results

Nikon D3 + Einstein E640

HyperSync Only Disabled

Highest Energy

IMAGES BEGIN ON THE NEXT PAGE!

On the following pages you will find images generated using HyperSync® with the Nikon D3 and the Einstein E640. To achieve similar results, use the settings detailed below.

Test Conditions: These images were captured indoors, with the camera and flash positioned 6 ft (2 m) from a white wall. A standard reflector was used, but the light was otherwise unmodified. Your results may differ depending upon the position of your lights and ambient conditions.

Transmitter Settings: These images were generated using FlexTT5 Version 3.400 – results may change with future firmware releases.

1. Use a Nikon MiniTT1 or FlexTT5 updated to the latest firmware.
2. Disable “HyperSync Only” under the “HyperSync/HSS” tab (this is the default setting).
3. All other transmitter settings may be left at their defaults.


Receiver Settings: These images were generated using PowerMC2 Version 2.400 – results may change with future firmware releases.

1. Use a PowerMC2 receiver updated to the latest firmware.
2. Set the “Optimize HyperSync Automation For:” control to “Highest Energy” under the “HyperSync” tab.
3. All other receiver settings may be left at their defaults.


Camera Settings: The images in this document were captured using ISO 200 and f/11, at all camera shutter speeds. All other camera settings were factory defaults. Your results may differ depending on your camera settings and exposure.

Flash Settings: The Einstein E640 is an IGBT-controlled flash. Use the Einstein at full power for best results. These images were gathered at full power (+3 on the AC3 ZoneController) and half power (+2) to illustrate this flash behavior.


Visit the HyperSync page on the PocketWizard Wiki for more information!




NIKON D3
1/200 f/11




NIKON D3
1/250 f/11



NIKON D3
1/320 f/11



NIKON D3
1/400 f/11



NIKON D3
1/500 f/11



NIKON D3
1/640 f/11



NIKON D3
1/800 f/11



NIKON D3
1/1000 f/11




NIKON D3
1/1250 f/11




NIKON D3
1/1600 f/11




NIKON D3
1/2000 f/11




NIKON D3
1/2500 f/11




NIKON D3
1/3200 f/11




NIKON D3
1/4000 f/11



NIKON D3
1/5000 f/11




NIKON D3
1/6400 f/11




NIKON D3
1/8000 f/11

Nikon D3, Einstein E640, +3 (Full Power)
HyperSync Only Disabled
Optimize HyperSync Automation For: Highest Energy
PDF Revision 1.1



NIKON D3
1/200 f/11



NIKON D3
1/250 f/11



NIKON D3
1/320 f/11



NIKON D3
1/400 f/11



NIKON D3
1/500 f/11



NIKON D3
1/640 f/11



NIKON D3
1/800 f/11



NIKON D3
1/1000 f/11



NIKON D3
1/1250 f/11



NIKON D3
1/1600 f/11



NIKON D3
1/2000 f/11



NIKON D3
1/2500 f/11



NIKON D3
1/3200 f/11



NIKON D3
1/4000 f/11



NIKON D3
1/5000 f/11



NIKON D3
1/6400 f/11



NIKON D3
1/8000 f/11

Nikon D3, Einstein E640, +2 (1/2 Power)
HyperSync Only Disabled
Optimize HyperSync Automation For: Highest Energy
PDF Revision 1.1